



The Representative Body of the
Church of Ireland
Supporting and serving the church community

RB GENERAL UNIT TRUST (REPUBLIC OF IRELAND)

Summary of Annual Report and Financial Statements

Year ended 30 June 2015

WHO MAY INVEST IN THE RB GENERAL UNIT TRUST (RI)

The RB General Unit Trust (RI) is open to charitable trusts donated and bequeathed to, or accepted by, The Representative Church Body (RCB) for specific/general purposes of the Church of Ireland and for parishes and dioceses in the Republic of Ireland.

It is also open to trust funds administered by trustees other than the RCB where the specific purposes of the trusts are for the benefit of the Church of Ireland.

The RCB must receive all necessary documentation/information (copy of will or governing instrument, terms of trust, etc) prior to date of investment.

In some instances the RCB may request a disclaimer to be completed by a parish, diocese or other trust fund prior to investment in order to indemnify The Representative Church Body in its role as trustee, fund manager and administrator.

Inquiries or clarification on the acceptance of new trusts should be addressed to the Head of Trusts, The Representative Church Body, Church of Ireland House, Church Avenue, Rathmines, Dublin 6 (telephone + 353 1 4978422).

RB GENERAL UNIT TRUST (RI)

STATUS

The Trust was established on 1 January 1991 under a Deed of Trust granted by the Commissioners of Charitable Donations and Bequests for Ireland (the "Charity Commissioners") in accordance with the statutory provisions of the Charities Act, 1961.

FUND OBJECTIVE

To at least maintain the capital value of the Fund in real terms over time while paying a stable, sustainable and competitive distribution rate.

VALUATION

The Trust portfolio is valued at market prices at the end of each month and the price of new units acquired reflects the income accrued by the Trust in the period.

PURCHASES / SALES

Units in the Trust may be bought or sold on the first day of every month. Income acquired on new units on any issue date is reflected in the unit distribution at the end of the distribution period. Income accrued since the previous distribution date is not reflected in the price of a unit when units are sold.

CHARGES

A charge of 1% to cover market transaction costs is included in the purchase price of new units. No charge is made on unit sales.

The costs of administering the Trust are borne by The Representative Church Body. However, in order to defray these costs, a 5% charge on the distributed income of the Trust is taken (subject to the maximum permitted under the Trust Deed approved by the Charity Commissioners).

TRUSTEE AND MANAGER

The Representative Church Body (which is an incorporated trustee body for the Church of Ireland with full charitable status) is Trustee under the terms of the Trust Deed approved by the Charity Commissioners.

The Investment Committee of The Representative Church Body, and its investment team, formulate investment policy and manage the Trust on behalf of the Trustee.

MANAGER'S REPORT – YEAR TO 30 JUNE 2015

Investment Performance

The capital value of a unit in the Trust rose strongly by 14.0% while the total return (capital and income) was 18.1%. This compares favourably with the fund benchmark of 17.4% despite a lower risk profile within the Fund. This was achieved by out-performance from multiple sources including bonds, equities and property. Over longer time periods the fund is broadly in-line with benchmark. This can be viewed as highly satisfactorily as the risk profile has been substantially lower over the timeframe.

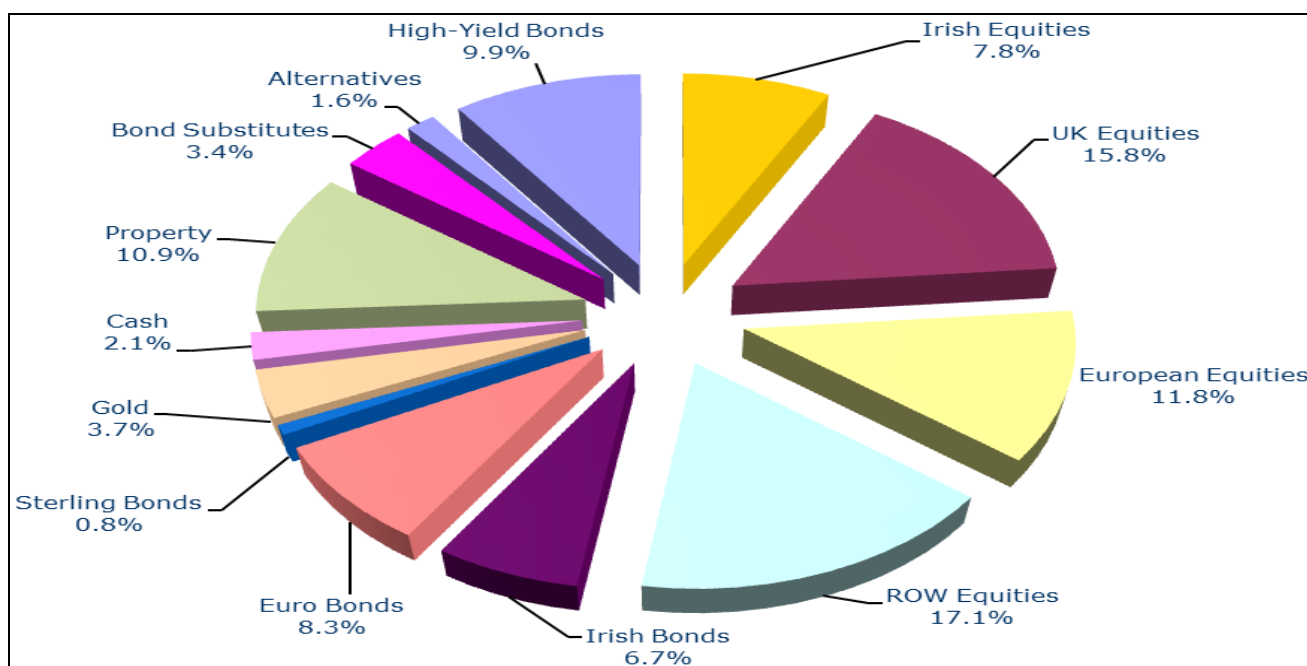
Annualised returns of the Trust compared with the Fund Benchmark and inflation over the past five years were:

Annualised Total Returns %:	1 Year	3 Years	5 Years
RB General Unit Trust (RI)	18.1	16.5	13.1
Benchmark*	17.4	17.1	12.4
RB General Unit Trust (RI) Capital	14.0	12.1	8.6
ROI Inflation (CPI)	-0.1	0.3	1.1

* Benchmark from 1 January 2014 Equities 70%: 2/3 Stoxx Europe 600; 1/3 S&P 500
Bonds 30%: 1/3 Irish Govt, 1/3 Euro Broad Market, 1/3 Sterling Broad Market

Portfolio Composition

The investment profile of the Trust (by value at 30 June 2015) is displayed in the following chart:



The ten largest holdings at 30 June 2015 were:

	% of Fund		% of Fund
Irish Property Unit Trust	8.7	BOI 10.1% Pref	2.4
2.4% TB 2030	3.5	Cash	2.1
Gold SPDR ETF	2.8	Kinder Morgan	1.9
AIB 12.5% 2035	2.7	NAMA 5.264% 2049	1.8
Elan 4.691% 2017	2.5	JPM 6.3% perpetual	1.8

Unit Details

Date	Unit Value (Cent)	Number of units in issue	Fund Value
30 June 2014	336.19c	52,873,561	€177.756m
30 June 2015	383.21c	53,594,969	€205.383m

Income Distributions

The ex dividend and payment dates and the cent per unit paid by the Trust in the year ended 30 June, 2015 were:

Half year to	XD date	Payment date	Cent per unit
31 December 2014	30/11/14	31/12/14	4.0c (4.0c)
30 June 2015	31/05/15	30/06/15	7.3c (7.0c)

Following the increase in the capital base over recent years and in accordance with policy, an increase in the final distribution from 7 cent per unit to 7.3 cent per unit was approved. This brought the total distribution for the year to 11.3 cents (year ended 30 June 2013, 11.0 cent).

Dividend Policy

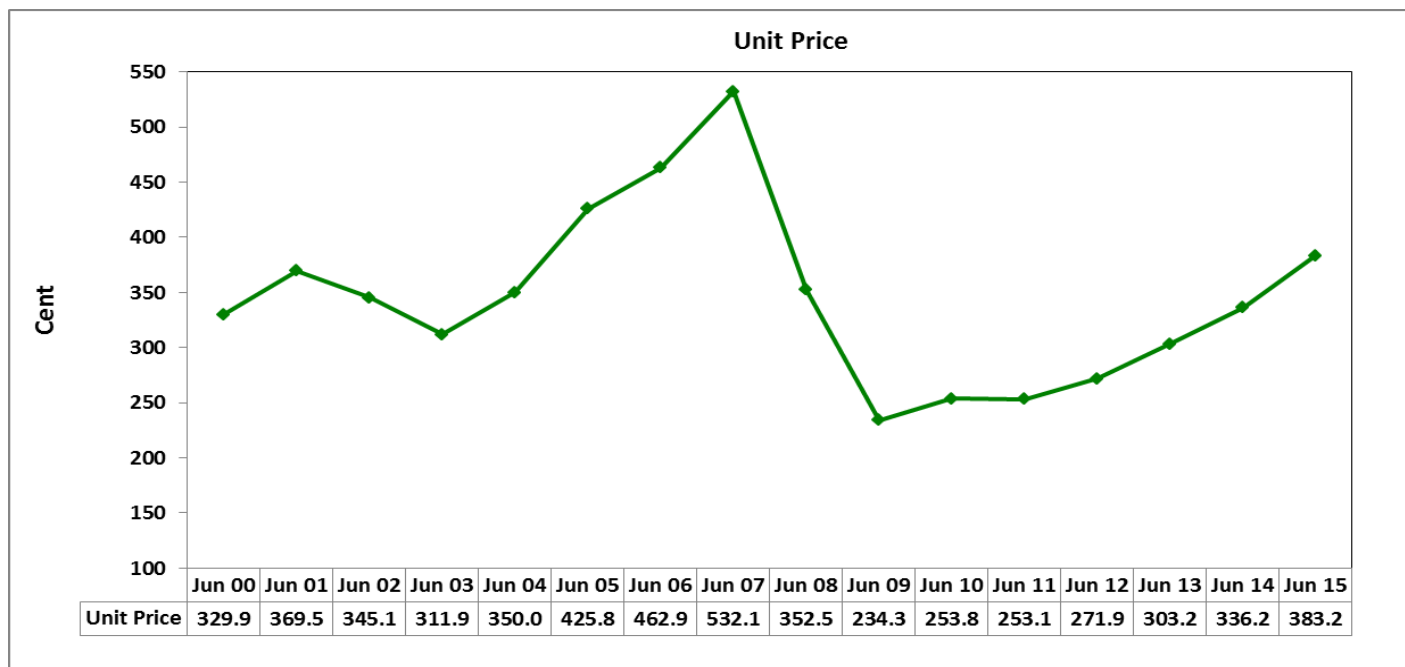
The Trust has a dividend reserve policy that targets a level of 2% of Fund value. The Dividend Equalisation Reserve (DER) will not be allowed to exceed 4% of Fund value and at least 80% of net income in any individual year will be distributed to unit holders. A healthy reserve aids the management of a stable and sustainable distribution going forward.

At 30th June 2015 a transfer of €0.736m was made to the Dividend Equalisation Reserve resulting in a DER of €4.153m or 2.02% of the net asset value of the fund.

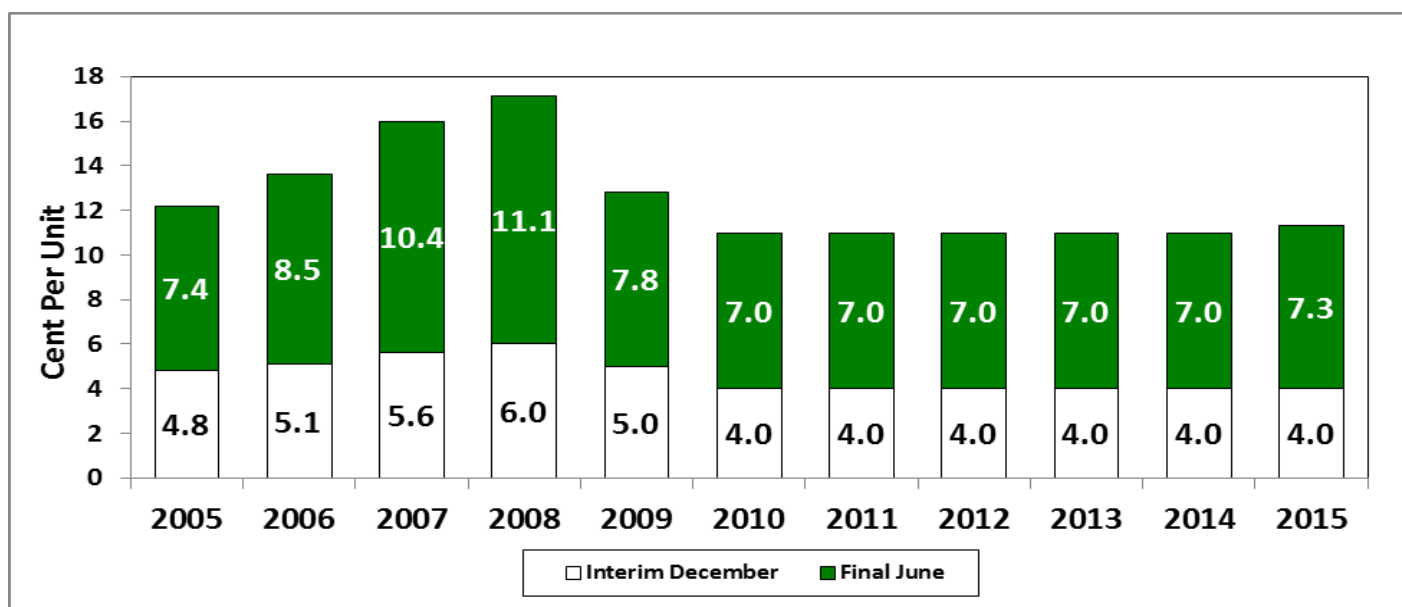
Current Yield

Based on the value of a unit at 30 June 2015 of €3.83, and a full year distribution of 11.3 cent, the distribution yield was 2.95%. (The comparative figures for 30 June 2014 showed a yield of 3.27% based on a unit value then of €3.36 and a full year distribution of 11.0 cent). Note: As the price of a unit increases the distribution yield falls.

PERFORMANCE STATISTICS (Unit Value in Cent)



Income Distributions (2005-2015) - Financial Year-end 30 June



A cash investment of €1,000 on 1 January 1991 (date of inauguration)

- would have bought 787.56 units
- was worth €3,018 at 30 June 2015 – an increase of 202%
- has increased its income from €60 p.a. in the first year to €89 p.a. in the financial year ended 30 June 2015 – an increase of 48%

A cash investment of €1,000 on 1 July 2015

- would have bought 257.92 units based on the offer price of 387.71 cent (293.93 units on 1 July 2014)
- would provide an expected annual income of circa €29 in the first year (based on an interim distribution of 4.0 cent and an *estimated* final dividend of 7.3 cent)

Past performance is not necessarily a guide to the future and the value of the units can go down as well as up.

ACCOUNTS

The accounts of the Trust are audited by PricewaterhouseCoopers, Chartered Accountants and Registered Auditors. The following abstract from the audited figures summarises the period under review.

INCOME AND DISTRIBUTION

	2015	2014
	€'000	€'000
<i>Income</i>	7,134	6,406
<i>Expenses</i>	<u>(26)</u>	<u>(26)</u>
<i>Net Income available for distribution</i>	7,108	6,380
<i>Distribution</i>	<u>(6,372)</u>	<u>(6,138)</u>
<i>(Deficit)/Surplus Income after distribution</i>	736	242
<i>Transfer to/(from) Dividend Equalisation Reserve</i>	<u>736</u>	<u>242</u>

BALANCE SHEET

	2015	2014
	€'000	€'000
<i>Investments at Market Value</i>	<u>208,498</u>	<u>181,936</u>
<i>Current Assets</i>		
<i>Debtors</i>	4,359	3,490
<i>Cash at Bank</i>	<u>-</u>	<u>-</u>
	4,359	3,490
<i>Current Liabilities</i>		
<i>Financial Instruments</i>	(3,115)	(4,180)
<i>Creditors</i>	(204)	(72)
	<u>1,040</u>	<u>(762)</u>
<i>Net Current Assets</i>		
	<u>1,040</u>	<u>(762)</u>
<i>Trust Capital Fund</i>	<u>209,538</u>	<u>181,174</u>

Copies of the audited accounts with full portfolio details can be obtained by writing to the Chief Officer and Secretary of The Representative Church Body.

HJ Saville
Chairman of Investment Committee
16 November 2015

TRUST DEED

Dated 5 February 1991
[Charities Act 1961]

TRUSTEE

The Representative Church Body
Church of Ireland House
Church Avenue
Rathmines
Dublin 6

Telephone: +353 1 4978422
invest@rcbdub.org

AUDITORS

PricewaterhouseCoopers
One Spencer Dock
North Wall Quay
Dublin 1

BANKERS

Bank of Ireland
Baggot Street & College Green
Dublin 2

**RCB INVESTMENT COMMITTEE
(at 16 November 2015)**

Mr Henry Saville (Chairman)

Mr Tim McCormick	Ms Hilary Prentice
Mr Terence Forsyth	Mr Roy Benson
Mr David Smith	Mr Kevin Bowers